

# Bunny World Foundation

## Basic Starter Guide: Housing and Supplies

### HOUSING SET UP



#### BASIC STARTER SET-UP

The picture below references a pretty standard, **BASIC STARTER SET-UP** that reflects the minimum space & enrichment required; **approx 36 square feet** -- but does not need to be a square shape like this. The area can be more rectangular, oval, or L-shaped. Many possibilities!

**KEEP IN MIND** -- *The Basic Starter Set-up is a complete home-base which can either have the X-pens around it, or not. Yours will look different, but try to apply the same principles as seen in the below image:*



## **ELEMENTS OF THE BASIC STARTER SET UP (MINUS X-PENS):**



### **PET CARRIER**

Standard, hard plastic PET CARRIER in MEDIUM (preferably with added, top-load door.) Available online or at Petco.



### **CUSHIONED FLOOR COVERING**

(In this case, heavy duty 72"x80" moving blankets from Home Depot.)

<https://www.homedepot.com/p/Pratt-Retail-Specialties-72-in-W-x-80-in-L-Premium-Moving-Blanket-7007004/202518473>



[Pratt Retail Specialties 72 in. W x 80 in. L Premium Moving Blanket-7007004](https://www.homedepot.com/p/Pratt-Retail-Specialties-72-in-W-x-80-in-L-Premium-Moving-Blanket-7007004)

Protect your large items during transport or storage by choosing this Pratt Retail Specialties Moving Blanket. Offers durability.

[www.homedepot.com](http://www.homedepot.com)



### **THE LITTER BOX**

Litter box with lots of hay. (Featured is the \$5.75 Home Depot 20"x26" cement mixing tub.)

<https://www.homedepot.com/p/Medium-Mixing-Tub-26100/301943161?fbclid=IwAR200bHLJHEOf0XYg6OTyhGsW5ce317t-jWH2y67E35SbzhdLwJWcQuIK9o>

[Medium Mixing Tub-26100 - The Home Depot](https://www.homedepot.com/p/Medium-Mixing-Tub-26100)

This Medium 10 Gal. mixing tub is made of heavy duty resin yet lightweight and flexible. With a variety of options this multi-purpose tub offers endless uses. Great for Aquatics, Hydroponics, Concrete

[www.homedepot.com](http://www.homedepot.com)



## THE HIDE-Y BOX

The hide-y box with two doors cut out (although the one in this picture is a bit too small.) Adding a padded rooftop is recommended for enjoyable lounging.

## CAT TUNNEL

From the .99c store (the chain, .99c store) for a few dollars. However there are even better ones available at Petco or online. See Starter Kit for reference.

## LARGE WATER BOWLS

Of no less than 5 cup capacity. Bunnies need bowls, never bottles or water feeder jug systems, as bio-film accumulates in the bowl and jug due to not being cleaned daily.

**This awesome 7cup bowl is at Petco -->**



## TOYS

Which can be DIY from TP rolls picked clean of the toilet paper. And, as seen in the Starter Kit, bunnies love lightweight, plastic toys to toss around. (You'll find them in the water bowls.)

## LOOSE THROW BLANKETS, SHEETS OR TOWELS

For them to dig through, burrow and push around.

## EXERCISE PENS:

Please don't get the PLASTIC PANEL model. The bunnies HATE those. Get the metal kind that fold and have clips. 2 standard metal 8-panel x-pens are needed.

[https://www.chewy.com/frisco-dog-exercise-pen-step-through/dp/125048?utm\\_source=google-product&utm\\_medium=cpc&utm\\_campaign=hg&utm\\_content=Frisco&utm\\_term=&gclid=Cj0KCQjwybD0BRDyARIsACyS8msplpKV0DGLKscJASkZhKGh1vBtAYDJwGu3ACBynHX3F3fXtzAWAokaAlfUEALw\\_wcB](https://www.chewy.com/frisco-dog-exercise-pen-step-through/dp/125048?utm_source=google-product&utm_medium=cpc&utm_campaign=hg&utm_content=Frisco&utm_term=&gclid=Cj0KCQjwybD0BRDyARIsACyS8msplpKV0DGLKscJASkZhKGh1vBtAYDJwGu3ACBynHX3F3fXtzAWAokaAlfUEALw_wcB)

[Frisco Dog Exercise Pen with Step-Through Door, Black, 24-in - Chewy.com](https://www.chewy.com/frisco-dog-exercise-pen-step-through/dp/125048?utm_source=google-product&utm_medium=cpc&utm_campaign=hg&utm_content=Frisco&utm_term=&gclid=Cj0KCQjwybD0BRDyARIsACyS8msplpKV0DGLKscJASkZhKGh1vBtAYDJwGu3ACBynHX3F3fXtzAWAokaAlfUEALw_wcB)

Buy Frisco Dog Exercise Pen with Step-Through Door, Black, 24-in at Chewy.com. FREE shipping and the BEST customer service!

[www.chewy.com](https://www.chewy.com)



## EASY BASEBOARD PROTECTOR/X-PEN EXTENSION HACK:

[https://www.lowes.com/pd/Rubbermaid-Wardrobe-6-ft-x-12-in-White-Universal-Wire-Shelf/50080232?cm\\_mmc=shp- -c- -prd- -dcr- -google- -lia- -- -closetorganization- -50080232- -0&store\\_code=1144&placeholder=null&gclid=CjwKCAjw-YT1BRAFEiwAd2WRtr9m27upfDLJaeK6w-oy1r0L\\_MXEmnNRYuXMFYg1XAGih0U\\_xxtbMThoCuasQAvD\\_BwE&gclsrc=aw.ds](https://www.lowes.com/pd/Rubbermaid-Wardrobe-6-ft-x-12-in-White-Universal-Wire-Shelf/50080232?cm_mmc=shp- -c- -prd- -dcr- -google- -lia- -- -closetorganization- -50080232- -0&store_code=1144&placeholder=null&gclid=CjwKCAjw-YT1BRAFEiwAd2WRtr9m27upfDLJaeK6w-oy1r0L_MXEmnNRYuXMFYg1XAGih0U_xxtbMThoCuasQAvD_BwE&gclsrc=aw.ds)

[Rubbermaid Wardrobe 6-ft x 12-in White Universal Wire Shelf at Lowes.com](https://www.lowes.com/pd/Rubbermaid-Wardrobe-6-ft-x-12-in-White-Universal-Wire-Shelf/50080232?cm_mmc=shp- -c- -prd- -dcr- -google- -lia- -- -closetorganization- -50080232- -0&store_code=1144&placeholder=null&gclid=CjwKCAjw-YT1BRAFEiwAd2WRtr9m27upfDLJaeK6w-oy1r0L_MXEmnNRYuXMFYg1XAGih0U_xxtbMThoCuasQAvD_BwE&gclsrc=aw.ds)

Rubbermaid Wardrobe 6-ft x 12-in White Universal Wire Shelf at Lowe's. Instantly add extra storage space to your home and a place to hang your clothes with the Rubbermaid Wardrobe Shelf. This shelf measures 6 feet long and 12

[www.lowes.com](https://www.lowes.com)



## STANDARD X-PEN EXTENSION KIT:

Single closed X-pens do not provide enough space. Please utilize two X-pens to create a 12 panel space or larger... Or the baseboard hacked mentioned above to extend the space. Or at the very least - the **EXTENSION KIT** here:

[https://www.chewy.com/midwest-universal-playpen-extension/dp/183468?utm\\_source=google-product&utm\\_medium=cpc&utm\\_campaign=hg&utm\\_content=MidWest&utm\\_term=&gclid=CjwKCAjw-YT1BRAFEiwAd2WRtkS48c6QHiyt7ihZVVCiLvcUPnihbw\\_DDv\\_mAN30LIRTZZSDmE8bnRoCO4YQAvD\\_BwE](https://www.chewy.com/midwest-universal-playpen-extension/dp/183468?utm_source=google-product&utm_medium=cpc&utm_campaign=hg&utm_content=MidWest&utm_term=&gclid=CjwKCAjw-YT1BRAFEiwAd2WRtkS48c6QHiyt7ihZVVCiLvcUPnihbw_DDv_mAN30LIRTZZSDmE8bnRoCO4YQAvD_BwE)

## LITTER BOX SUPPLIES:

### LINER


The liner is an **unscented, no-gel, puppy wee pad**. Then a layer of **paper-crumble bedding of unscented Carefresh or similar**. Then over that goes the **BIG PILE OF HAY!** Never use wood shavings, scented products, straw or other products similar to hay as bedding.

<https://www.chewy.com/all-kind-unscented-dog-training-pads/dp/200474>



[All Kind Dog Training Pads, 21 x 21-in, Unscented, 100 count - Chewy.com](https://www.chewy.com/all-kind-unscented-dog-training-pads/dp/200474)  
Buy All Kind Dog Training Pads, 21 x 21-in, Unscented, 100 count at Chewy.com. FREE shipping and the BEST customer service!  
[www.chewy.com](https://www.chewy.com)

<https://www.chewy.com/kaytee-clean-cozy-natural-small/dp/178602>



[Kaytee Clean & Cozy Natural Small Animal Bedding, 72-L - Chewy.com](https://www.chewy.com/kaytee-clean-cozy-natural-small/dp/178602)  
Buy Kaytee Clean & Cozy Natural Small Animal Bedding, 72-L at Chewy.com. FREE shipping and the BEST customer service!  
[www.chewy.com](https://www.chewy.com)

**YOUR LITTER BOX SHOULD LOOK LIKE THIS:**



# **ADULT BUNNY DIET**



## **HAY**

UNLIMITED, FRESH TIMOTHY HAY - (for adult bunnies, younger bunnies require alfalfa hay) - from feed stores such as **TriKee Tack** or **Red Barn**. Always keep fresh hay added as they hay flattens. Keep the litter box fluffy and replenished.

**Your area might not have a feed store, so please confirm a source that ensures you'll be supplied with large sums of hay for the bunnies. Feed Store hay comes in these plastic bags, so added storage can be as easy as putting those bags in large drawstring laundry bags of canvas or nylon.**



## **PELLETS**

The pellet food is ¼ cup per bunny, per day of high grade timothy-based pellets. Oxbow essentials is a timothy hay based adult pellet food readily available in feed stores and Petco. Younger bunnies require alfalfa pellets, so please confirm the diet for the bunnies you adopt.



## **LEAFY GREENS**

The leafy green lettuce and herbs for adult bunnies can be:

Romaine, cilantro, bagged spring mix, a little kale and spinach, arugula, dandelion greens...

**Always wash twice.**



## **TREAT TESTING.**

The bunnies get ZERO fruit or carrots -- but three times a day - (morning, noon, night) give them a **tiny** bit of banana or whatever their favourite fruit is.

**If the bunnies take the treat happily, then they have passed the treat test.**

**If a bunny refuses their favorite treat, then that bunny has failed the treat test and is in crisis. -- Please immediately post the emergency to the BWF private group with a set-up photo, and also email Lejla at:**

**[info@bunnynworldfoundation.org](mailto:info@bunnynworldfoundation.org)**

BUNNIES MUST BE THOROUGHLY BRUSHED EVERY 6-8 WEEKS, OR AT LEAST AT THE FIRST SIGN OF SHEDDING. PLEASE POST TO THE PRIVATE GROUP YOUR NEED FOR GROOMING AND MANI-PEDI.



**It is VITAL to prepare for emergencies!!! -- A rabbit-savvy vet needs to be established for regular hours, after hours and weekends.**



## **SAFETY**



### **HANDLING**


Remember to **avoid picking up the bunnies, or forced-handling by anyone.** They are very fragile, and need to establish trust, which happens slowly.

**Picking up bunnies terrifies them, as it simulates being grabbed and carried off by a predator.** Not only is it terrifying, it breaks the trust. Along with fur-related G.I. Stasis, forced-handling and being picked up are the leading causes of injury and fatality for bunnies, so we don't want to risk that!

## HEAT

**Bunnies can die from temperatures above 78° Fahrenheit.** Frozen water bottles only help bunnies for longer than a few minutes in a warm room if the bottles are **at least a gallon in size and frozen solid.** To create a cold house, put a FROZEN SOLID bottle of water inside of a cardboard box that has ample space around the frozen block, which lays flat. (CHEWY delivery boxes of wee-pads and bedding in bulk are the cold houses of choice here.) If you have the **Home Depot tile squares**, use those in the box as well -- under and around the bottle to absorb the condensation and create damp, cool tiles for further cooling.

**PLEASE DO EVERYTHING POSSIBLE TO KEEP YOUR BUNNIES COOL AND COMFORTABLE IN WARM MONTHS. If you don't, your bunnies are at HIGH RISK of suffering from dehydration, diarrhea, heart attack, heat stroke... death.**



### HERE ARE OUR RECOMMENDATIONS:

 **Keep the air conditioners and/or fans on.**

Constantly monitor your bunnies' living areas so that they do NOT exceed 78-80 degrees. \*\* NOte that the fans or A/C vents should NOT blow directly onto the bunnies as this can cause discomfort and ear problems for them.


 **Keep the bunnies indoors.**

Keep bunnies cool and comfortable by keeping them indoors and out of sunlight.



 **Avoid transporting bunnies in cars.**

Avoid any unnecessary travel/transport of bunnies during these hot days. If you MUST transport to the vet or elsewhere, make sure your A/C is ON, bunnies are in a carrier AWAY from direct sunlight. Also put a frozen water bottle in the carrier.

 **Have many frozen water bottles ready and put them on the floor with the bunnies.**

Small frozen water bottles are useless after a few minutes -- please use larger ones. This gives bunnies much needed relief and they can lay next to them to bring their body temperature down.

 **Lay ceramic tiles in the bunnies' living space.**

You can buy ceramic tiles from the local hardware store for cheap. These can be refrigerated/frozen first and you can lay them in your bunnies' living area so they can lay on them which helps cool them down.

 **Increase vegetable servings and serve them freshly washed.**

Give bunnies extra wet veggies to increase their water intake.

 **COLD**

Domestic bunnies are indoor-only companion animals who prefer cool rooms to warm. **But never expose bunnies to the cold. They are not related to wild bunnies and have low tolerance for extreme temperatures or dramatic temperature fluctuation.** Please provide them a spacious indoor area as shown herein, with plenty of comfort items such as cushioned floor-coverings as well as throw blankets for digging and burrowing. Provide hide-y houses that can further shield from drafts.

**Remember - if you are uncomfortable, then so are they. Although much more affected by warm months, they need protection from cold months just as we do.**

## Graphic Reference

Here is a graphic reference for the toys, litter box supplies and other things I've mentioned. It also shows supplies you'll eventually need for grooming and First Aid. You don't need to have everything all at once, so don't gasp at the sight of it! But it's good to have a reference guide.



Thanks for being great bunny parents!

~ BWF 🐰 🐰 ❤️